

Features:

- Constant voltage/ PWM Output
- Leading & Trailing edge dimmable
- AC input: 200-240VAC
- Built-in active PFC function
- Efficiency up to 85%
- Protections: Short circuit/ Over loading/ Over current/ Over temperature
- Full protection plastic housing easy installation
- Cooling by free air convection
- Suitable for LED lighting and moving signs



Models

ELED-60P-12T

ELED-60P-24T

Output Specifications

Output Voltage	12V	24V
Voltage Tolerance		±0.5V
Output Current	5A	2.5A
Rated Power		60W

Input Specifications

Input Voltage	200-240VAC
Frequency Range	47-63Hz
Inrush Current	50A (Twidth=176µs 230VAC)
Full Load Efficiency (Typ.)	85%
AC Current (Max.)	0.38A
Leakage Current	<0.50mA
Power Factor	PF>0.98/200VAC PF>0.98/230VAC PF>0.98/240VAC (Full Loading)

Protection

Short Circuit	Shut down o/p voltage, re-power on to recover after fault condition is removed
Over Loading	≤120%, shut down o/p voltage, re-power on to recover
Over Current	≤1.2 *I out
Over Temperature	100°C± 10°C shut down o/p voltage, re-power on to recover

Environment

Working Temperature	-40~+70°C (Refer to derating curve)
Working Humidity	20-90% RH, non-condensing
Storage Temperature, Humidity	-40~+80°C, 10-95% RH

Environment

Temperature Coefficient	±0.03%/°C (0-50°C)
Vibration	10-500Hz, 2G 10min./ 1 cycle, period for 72min.each along X, Y, Z axes

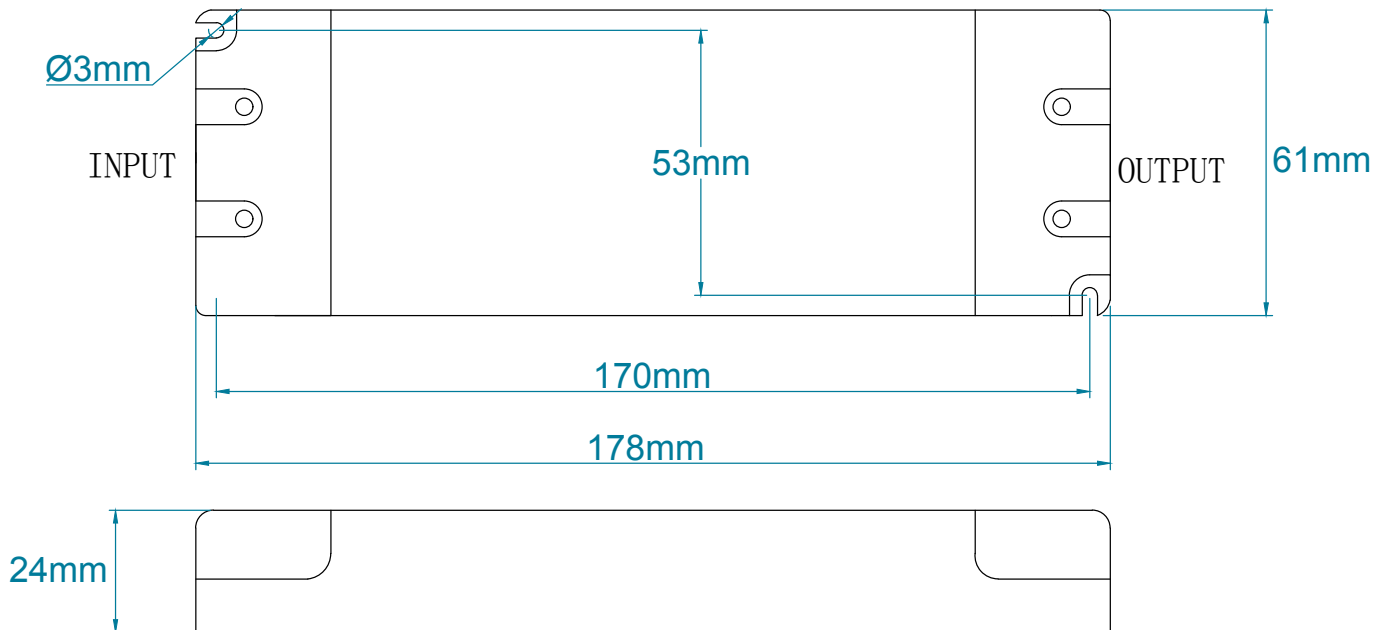
Safety & EMC

Safety standards	EN61347-1, EN61347-2-13
Withstand Voltage	I/P-O/P: 3.75KVAC
Isolation Resistance	I/P-O/P:100MΩ/500VDC/25°C/70%RH
EMC Emission	Compliance to EN55015, EN61000-3-2,3 (>60%load)

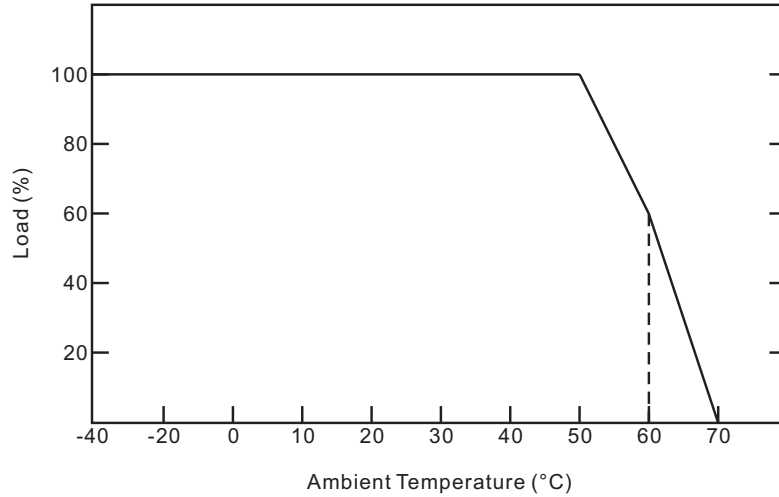
Other Specifications

Weight	0.35 Kg
Size	178 x 61 x 24 mm
Packing	185 x 65 x 28 mm (inner box), 290 x 215 x 240 mm (20PCS/CTN)

Mechanical Specifications

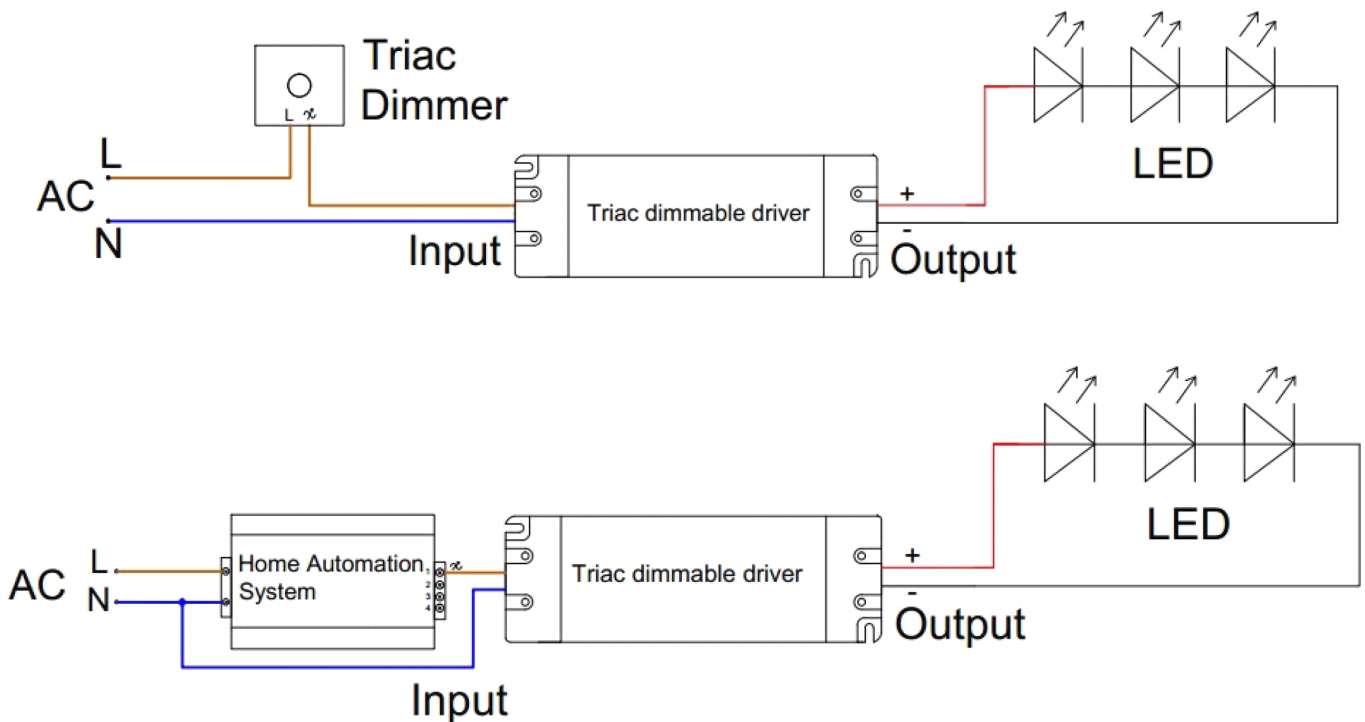


Derating Curve



Connecting Diagram

Single Driver Connecting Diagram



Connecting Diagram

Multiple Drivers Connecting Diagram

